


# THORN

Replaces 1x26W  
and 2x26W CFL

Up to 65%  
Energy saving

## Cetus LED

DOWNLIGHT



**Fast. Simple. Affordable.**

## Performance

---

- 1000lm or 2000lm LED, one for one replacement for traditional 1x26W or 2x26W compact fluorescent downlights
- Only 13W or 25W total load, up to 65% energy saving vs fluorescent equivalents
- 80Lm/W – exceeding building regulation requirements
- 50 000 hours rated life, equivalent to 13 years at 14 hours per day operation
- Choice of 3000K warm white or 4000K cool white to suit application use
- Integral 3 hour emergency option reduces installation time and complexity



## Standards

---



EN  
60598

IK09

IP44



CE

**1000lm or  
2000lm LED,  
direct replacement  
for 1x26W or  
2x26W CFL**

### **Construction**

---

- White aluminium body/reflector with spring steel fixing clips
- Sealed to IP44 as standard, suitable for use in bathrooms without the need for separate attachments
- Remote driver for ease and flexibility of installation






## Installation

---

- Tool free installation directly out of the box
- Only 88mm overall height to allow installation into low and restricted ceiling voids
- Flexible installation - suitable for 1-35mm ceiling thickness



- Remote driver for ease and flexibility of installation
-



## Energy and cost savings

---



**63%**  
ENERGY  
SAVING



**£453**  
ANNUAL  
SAVING



**13YRS**  
LIFE  
TIME

### Based on:

Office area - 10m x 6m x 3m

Lux level - 502lx

Luminaires - 20 LED vs 20 compact fluorescent (Cetus 2x26W HF)

Usage - 14hrs/day, 5 days per week, 3640hrs/year.

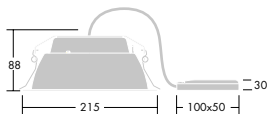
Energy price - £0.15/KWh



## Ordering Guide

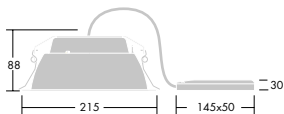
Description	Wattage	Wt (Kg)	SAP Code	Cat. No.
CETUS LED 1000 HF 830	13	0.70	96242095	CU1000Z3K
CETUS LED 1000 HF 840	13	0.70	96242096	CU1000Z4K
CETUS LED 2000 HF 830	25	0.70	96242097	CU2000Z3K
CETUS LED 2000 HF 840	25	0.70	96242098	CU2000Z4K
<b>Emergency versions</b>				
CETUS LED 1000 HF E3 830	16.5	1.75	96242209	CU1000ZE3K
CETUS LED 1000 HF E3 840	16.5	1.75	96242099	CU1000ZE4K
CETUS LED 2000 HF E3 830	28.5	1.75	96242210	CU2000ZE3K
CETUS LED 2000 HF E3 840	28.5	1.75	96242100	CU2000ZE4K

## Product Dimensions



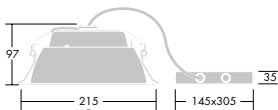

  
 Ø190mm  
 (200mm Maximum)

CETUS LED 1000LM




  
 Ø190mm  
 (200mm Maximum)

CETUS LED 2000LM




  
 Ø190mm  
 (200mm Maximum)

CETUS LED E3

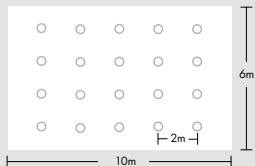
## Sample layouts

### Corridor - 21m x 2m x 2.8m - 9 luminaires



<b>Mounting height</b>	2.8m
<b>Work Plane</b>	Floor
<b>Maintenance factor</b>	0.80
<b>Reflectances</b>	Ceiling: 70%
	Wall: 50%
	Floor: 20%
<b>Luminaire</b>	CETUS LED 2000 HF 840
<b>Lamp</b>	LED
<b>Lumens</b>	2000 lm
<b>Lux</b>	207 lx

### Reception Area - 10m x 6m x 3m - 20 luminaires



<b>Mounting height</b>	3.0m
<b>Work Plane</b>	0.75m
<b>Maintenance factor</b>	0.80
<b>Reflectances</b>	Ceiling: 70%
	Wall: 50%
	Floor: 20%
<b>Luminaire</b>	CETUS LED 2000 HF 840
<b>Lamp</b>	LED
<b>Lumens</b>	2000 lm
<b>Lux</b>	502 lx

## CONTACT DETAILS

Telephone: **0844 855 4810**

email: **[uk.quotations@thornlighting.co.uk](mailto:uk.quotations@thornlighting.co.uk)**

website: **[www.thornlighting.co.uk/CTUL](http://www.thornlighting.co.uk/CTUL)**

## Thorn Contractor Range

---

### Fast. Simple. Affordable.

We offer products with outstanding quality, easy installation and competitive prices. All of this is provided to you in close cooperation with your local wholesaler.

### Save time. Save money. Save energy.

With our comprehensive portfolio you can realise smaller and larger projects in a fast, cost-effective and energy-efficient manner. According to project requirements, solutions with conventional technology as well as up-to-date LED luminaires can be implemented - depending on your budget.

